

MESA COLLECTION

Harrows

CRAFTED FOR CONNECTION

[HARROWS.CO.NZ](https://harrows.co.nz)

Crafted for
connection.



Introducing Mesa

Mesa is a collection designed to provide solutions for environments where work methods and requirements are constantly changing. Modern offices call for increased agility and what works now needs to be able to change rapidly for what tomorrow may bring.

From traditional meeting spaces with warm timber tones through to vivid agile environments, the flexibility of Mesa gives you design liberty and effortless functionality.







Enable
interaction in
every space.

Accessories

Mesa Worksurface features a centre slot designed to take a range of accessories: screens, shelves, bookstands, and storage boxes.

Worksurface

Worksurface comes in a range of modular sizes, designed to be built on, end-on-end to create continuous runs or dropdown layouts.



Cable Management

All Mesa Worksurfaces feature a cable management tray underneath that mounts power outlets as required and contains all cables and power supplies out of sight.

Multiple top options

Mesa is available with Ash Veneer, HPL, or LPL tops, featuring a square edge with radius corners for a softened, refined finish.

Leaners + Table

Mesa offer table height at 740mm or leaner height at 1060mm



Castors

Mount on optional lockable castors. Designed for adaptable spaces, it allows effortless movement and reconfiguration.



- 01

Key Features

- 01 A cohesive fit-out solution with both table and leaner options
- 02 HPL top with exposed ply edge option
- 03 Ash veneer tops can be stained in any standard colour
- 04 Integrated power option with a surface-matched utility port lid
- 05 Optional lockable castors for smooth movement and adaptable use



- 02



- 03. 04



- 05



- 01, 02

Key Features

- 01 Cable management tray to contains all cables and power supplies out of sight
- 02 Workstation layouts can be placed together for continuous lengths
- 03 Reconfigurable accessories that allow each workstation to be personalised
- 04 Top mounted integrated power option



- 03



- 04

It's made just for you.

Craft lasting connections through furniture that's brought to life with skill and craftsmanship in our very own factory with finish that's uniquely yours. Tailored with personality and individuality to create spaces that you'll love.





Designed for designers.

Collaborate


Spaces for collaboration to build community without hierarchy

Meet

For more formal collaboration, projects and teamwork

Social

Places to gather connect and build friendships



Key Features

- 01
Designed in NZ, made in NZ
- 02
Designed for adaptability
- 03
Mesa Collection includes leaners + worksurfaces
- 04
Frame powder coated in colour of choice
- 05
Tops available in HPL, LPL and Ash veneer

Mesa



Mesa is a table solution for environments where work methods and requirements are constantly changing. Based on modular sizes that can be configured in multiple ways Mesa is designed to create spaces that can be easily adapted and used for different activities such as meetings, training sessions, workshops and presentations.

<u>Made from</u>	Aluminum and diecast frame with panel top
<u>Finishes</u>	HPL available in 6 colours LPL available in a wide range of colours Stained ash veneer top any colour Powder coated any colour Castors available on request
<u>Standard sizes</u>	1200 / 1500 x 600 1200 / 1500 / 1800 x 750 1500 / 1800 / 2100 x 900 1800 / 2100 / 2400 x 1200 740h
<u>Edge Profile</u>	Square edge with radius corners
<u>Application</u>	Indoor use
<u>Warranty</u>	5 year commercial warranty
<u>Lead time</u>	Made to order - 6 to 8 weeks
<u>Origin</u>	New Zealand
<u>Designer</u>	Harrows



Key Features

- 01
Designed in NZ, made in NZ
- 02
Designed for adaptability
- 03
Mesa Collection includes tables + worksurfaces
- 04
Frame powder coated in colour of choice
- 05
Tops available in HPL, LPL and Ash veneer

Mesa

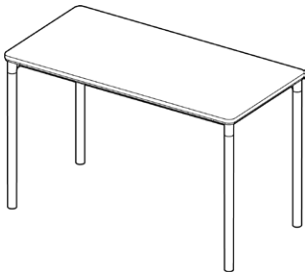


Mesa is a leaner solution for environments where work methods and requirements are constantly changing. Based on modular sizes that can be configured in multiple ways Mesa is designed to create spaces that can be easily adapted and used for different activities such as meetings, training sessions, workshops and presentations.

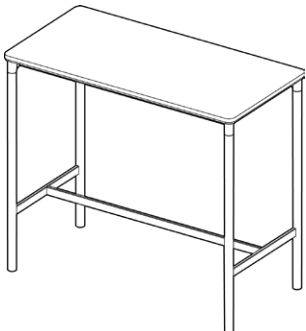
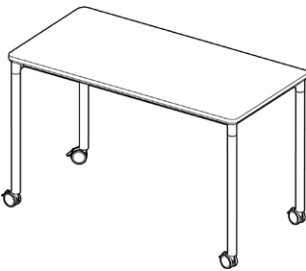
<u>Made from</u>	Aluminium and diecast frame with panel top
<u>Finishes</u>	HPL available in 6 colours LPL available in a wide range of colours Stained ash veneer top any colour Powder coated any colour Castors available on request
<u>Standard sizes</u>	1200 x 600 / 750 1500 x 600 / 750 1800 x 750 / 900 2100 x 900 1050h
<u>Edge Profile</u>	Square edge with radius corners
<u>Application</u>	Indoor use
<u>Warranty</u>	5 year commercial warranty
<u>Lead time</u>	Made to order - 6 to 8 weeks
<u>Origin</u>	New Zealand
<u>Designer</u>	Harrows

Mesa Table + Leaner

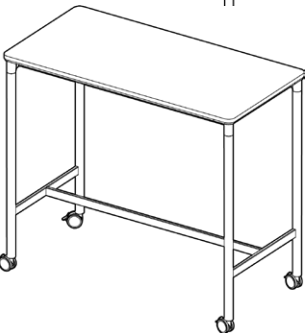
The Mesa collection includes tables and leaners in a variety of sizes, offering flexibility for different applications, with options to suit a wide range of needs.



Mesa Table
1200 | 1500 x 600
1200 | 1500 | 1800 x 750
1500 | 1800 | 2100 x 900
1800 | 2100 | 2400 x 1200
740h
Castors available on request



Mesa Leaner
1200 x 600 | 750
1500 x 600 | 750
1800 x 750 | 900
2100 x 900
1050h
Castors available on request



Power Options

Select your integrated power option, from the Utility Port with surface matched lid, through to the top mounted Trio fitting with power, USB and wireless charging, the Mesa collection has a power solution for every situation.

Utility Port
Removable lid machined out of top surface
4 Power outlets and provision for 4 data in chassis mounted below top.



Accede 2 Inset
Single hinged lid with cable flap
2 Power outlets and provision for 3 data
Available in Black or White finish




Accede 4 Inset
Single hinged lid with cable flap
4 Power outlets and provision for 5 data
Available in Black or White finish



Echo Trio
1 power outlet, 1 USB C/A PD fast-charge module and 1 Wireless fast charge module
Available in Black or White finish





Key Features

- 01
Designed in NZ, made in NZ
- 02
Worksurface accessories
- 03
Mesa Collection includes leaners + tables
- 04
Frame powder coated in colour of choice
- 05
Tops available in HPL, LPL and Ash veneer

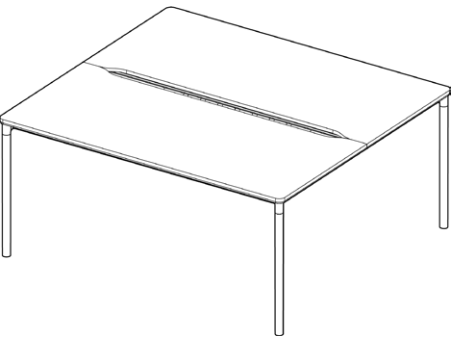
Mesa



The Mesa Worksurface is made to work across all spaces without boundaries. Functional, beautiful and mobile, the slim profile of Mesa can be dressed up or down with a mix of colours and materials to fit seamlessly into any aesthetic.

Made from	Aluminium and diecast frame with panel top
Finishes	HPL available in 6 colours LPL available in a wide range of colours Stained ash veneer top any colour Powder coated any colour Castors available on request
Standard sizes	1500 / 1650 / 1800 x 1500 Workstation 2100 / 2400 x 1200 Dropdown 2100 / 2400 x 1500 Dropdown 740h
Application	Indoor use
Warranty	5 year commercial warranty
Lead time	Made to order -6 to 8 weeks
Origin	New Zealand
Designer	Harrows

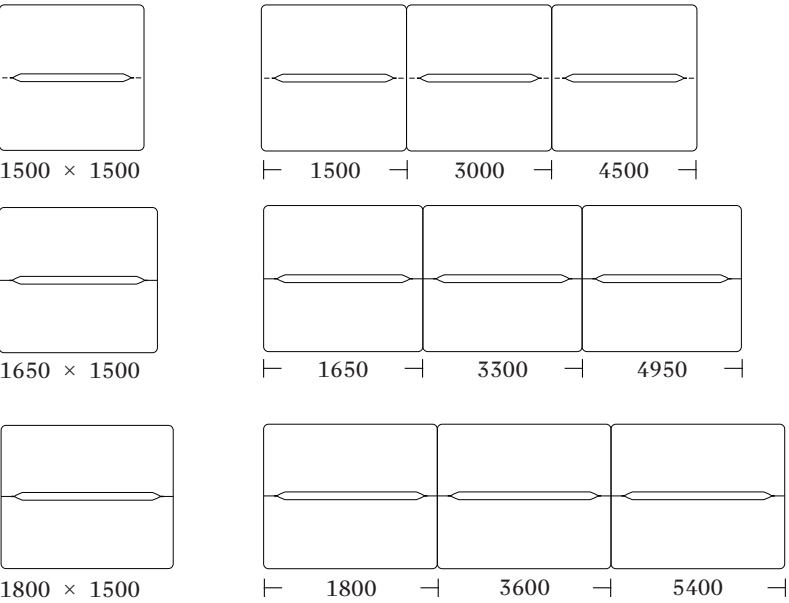
Mesa Worksurface



1500 | 1650 | 1800 x 1500
2100 | 2400 x 1200 Dropdown
2100 | 2400 x 1500 Dropdown
740h
Castors available on request
Cable management tray included as standard

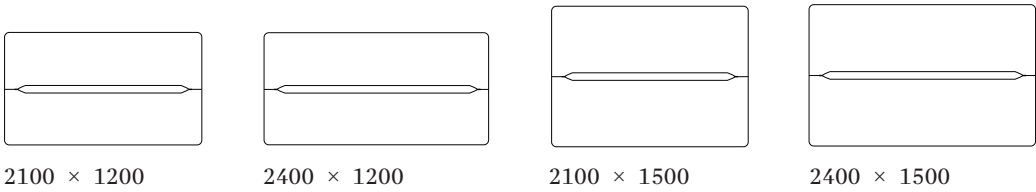
Workstation Layouts

Three two-person length options that can be placed end on end for continuous lengths.



Dropdown Layouts

Larger 4 leg formats designed for collaboration and dropdown working.



Worksurface Accessories

Mesa Worksurface tables feature a centre slot designed to take a range of accessories that allows each table to be personalised to suit any working environment. Accessories are reconfigured without tools at any time to suit changing demands.

Display Shelves



Movable shelf options for display or storage.
Powder coated in colour of choice.

450 x 100h | 600 x 100h | 200Ø x 125h

Privacy Screens



Centre mounted privacy screens upholstered in Blazer fabric in colour of choice.

600 x 350h | 750 x 350h | 900 x 350h

Book Stand



Moveable book stand that clips onto centre accessory slot and can be re-positioned to suit each users requirements.
Powder coated in colour of choice.

150w x 250h x 200d

Bridges



Plain and rebated covers for centre slot that can be positioned to conceal slot completely, or to allow cable access through top.
Powder coated in colour of choice.

150 | 225 | 300 | 375 | 450 | 525 | 600 - with and without rebates.

Power and Charging

Options for above desk power and phone charging that mount into centre slot as required.

Athena Power rail - Power outlet, USB A/C and Wireless Charger
Trio Power Bridge - Power outlet, USB A/C and Wireless Charger



Storage Boxes

Storage boxes that can be positioned in centre slot to suit each user.
Made from Ash or powder coated metal.

75 x 75 powder coated
150 x 75 powder coated
75 x 75 Ash



Cable Management Tray

All Mesa Worksurface tables feature a cable management tray under each top section that mounts power outlets as required and contains all cables and power supplies out of sight.



Cable Sock

Conceal all cables together in a zipped up fabric cable sock that connects to underside of the cable management tray.






Top Options

Designed and manufactured in New Zealand by Harrows, the Mesa Collection is endlessly customisable with tops available in LPL, HPL over birch ply or Ash veneer stained in colour of choice.

HPL
Black or white HPL with
exposed Birch ply edge



LPL
Plain colour or wood-grain
LPL with PVC edge tape



Ash Veneer
Solid Ash veneer stained in colour
of choice with ply edge





Infinite possibilities.

Unlock a world of customisation with the Mesa Collection's vast array of finishes. From rich timber stains through to your choice of powder coat colours. The palette offers boundless options to suit every style and space.

Dive into a spectrum of hues, or opt for the durability of HPL or LPL finishes. With Mesa, your vision knows no bounds.





Life is built on the interaction of people. We fill spaces with thoughtfully crafted furniture to facilitate these interactions.

Let's talk.

0800 142 233
SALES@HARROWS.CO.NZ

AUCKLAND EXPERIENCE CENTRE
ORANGE CORONATION HALL
147 NEWTON ROAD
EDEN TERRACE – AUCKLAND

HEAD OFFICE & MFG.
31 – 33 REDRUTH STREET
PO BOX 3023 – TIMARU

